

# Data recorded by Power Predictor

Nov 2014

# Wind Data

Take a look at your wind speed

## Average speed (m/s)

Low wind ?

1.1

Measured

Modelled 5.3

## See on graph

Measured data ?

Average data ?

Modelled data ?

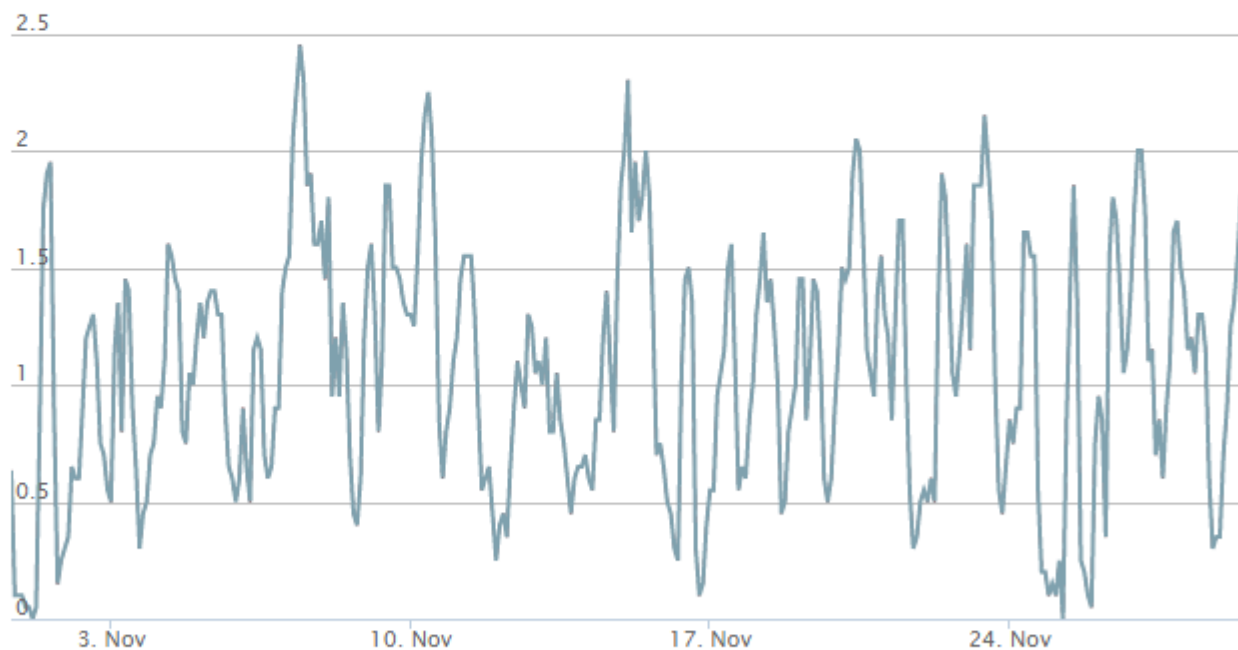
Height adjusted ?



Height ?



Zoom 1d 7d 1m



# Wind Direction

What is the prevailing wind? How often does it change?

chart by amcharts.com

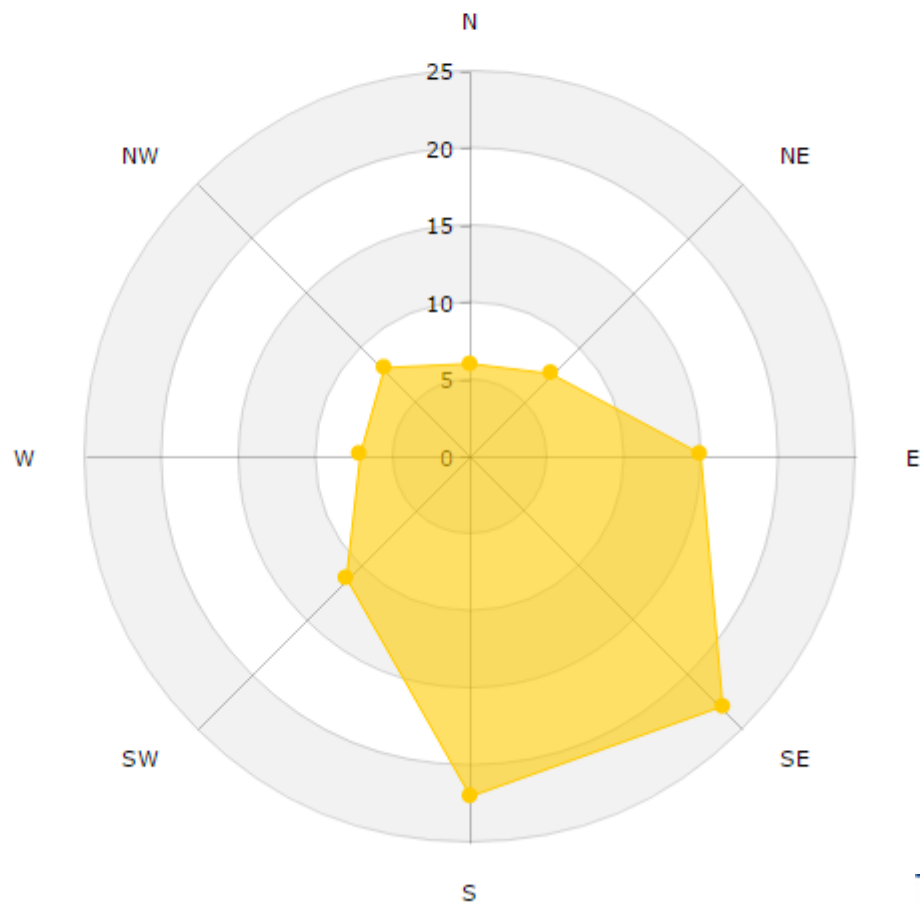
## Prevailing direction

Consistent

South-East  
**23.2%**

## Directions

N	5.8%
NE	7.4%
E	14.9%
SE	23.2%
S	22.2%
SW	11.4%
W	7.2%
NW	7.9%



# Solar Data

See how the solar irradiation varies

## Average solar (W/m<sup>2</sup>)

Fair solar ?

**130.2**

Measured

Modelled 176.14

## See on graph

Measured data ?

Average ?

Modelled solar ?

Select Monthly View:

----- ▼

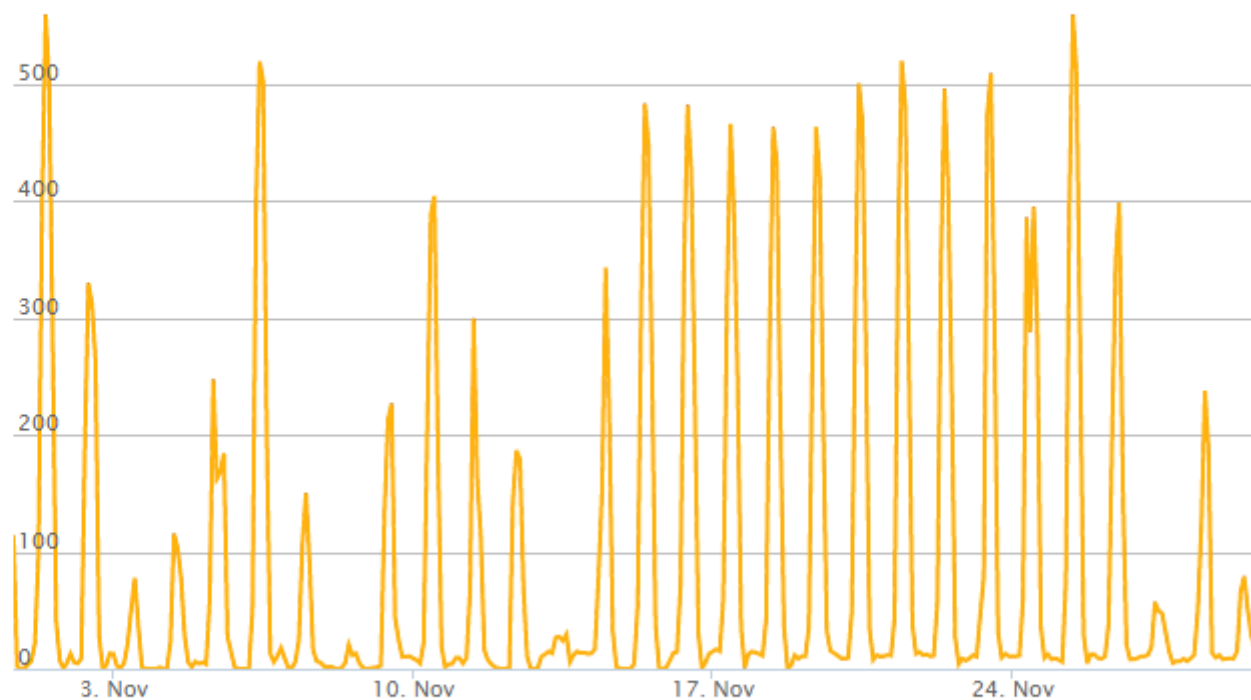
Dates Shown:

31 Oct 2014 - 29 Nov 2014

Average for these dates:

90.2W/m<sup>2</sup>

Zoom 1d 7d 1m



Please stay tuned for Dec's data!  
Thank you!!