

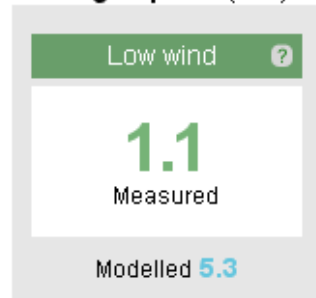
Data recorded by Power Predictor

Jan 2014

Wind Data

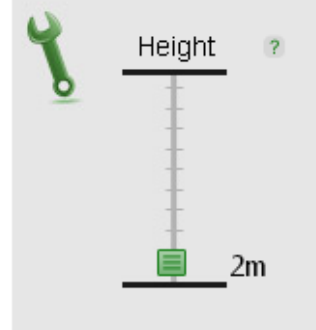
Take a look at your wind speed

Average speed (m/s)

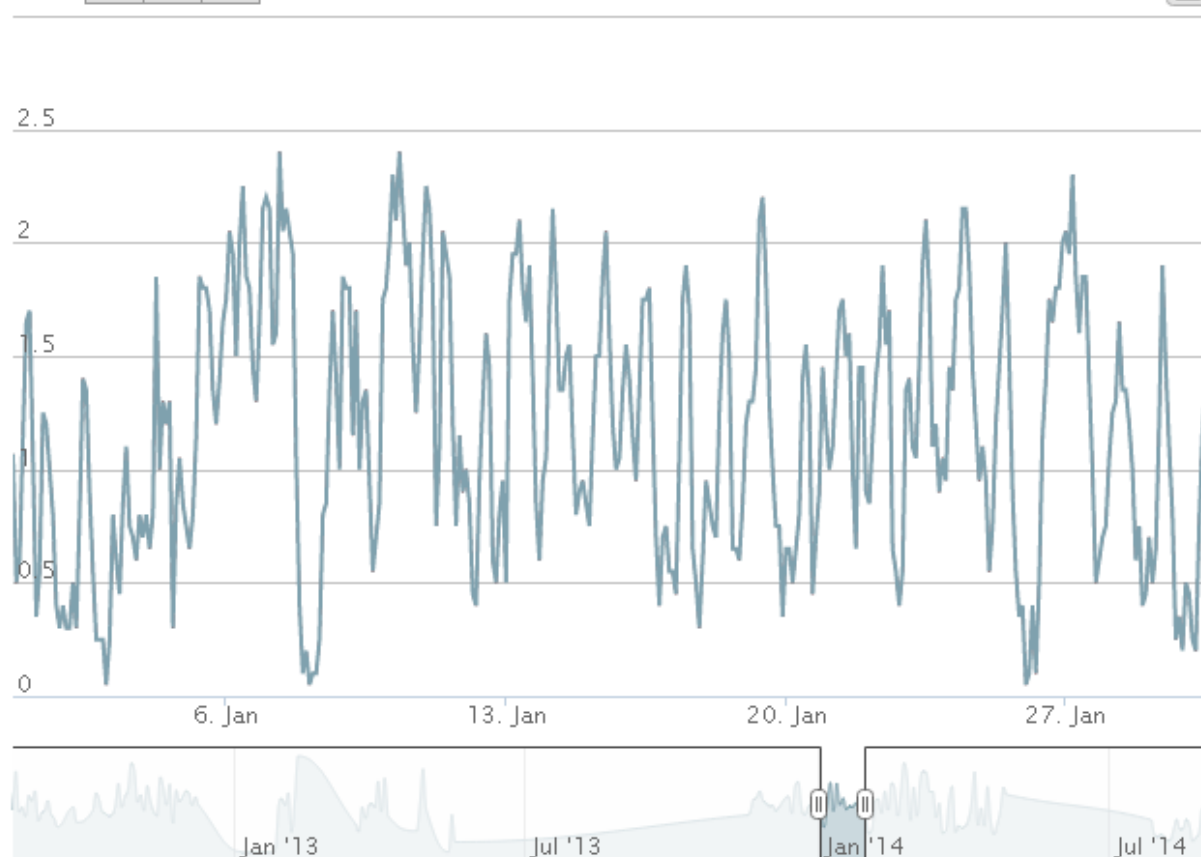


See on graph

- Measured data ?
- Average data ?
- Modelled data ?
- Height adjusted ?



Zoom



Select Monthly View:

Jan 2014 ▼

Dates Shown:

31 Dec 2013 - 30 Jan 2014

Average for these dates:


1.2m/s

Wind Direction

What is the prevailing wind? How often does it change?

chart by amcharts.com

Prevailing direction



Directions

N	5.7%
NE	7.2%
E	14.2%
SE	23.2%
S	23.1%
SW	11.5%
W	7.0%
NW	8.1%

Solar Data

See how the solar irradiation varies

Average solar (W/m^2)

Fair solar ?

135.9

Measured

Modelled **176.14**

See on graph

Measured data ?

Average ?

Modelled solar ?

Select Monthly View:

Jan 2014 ▾

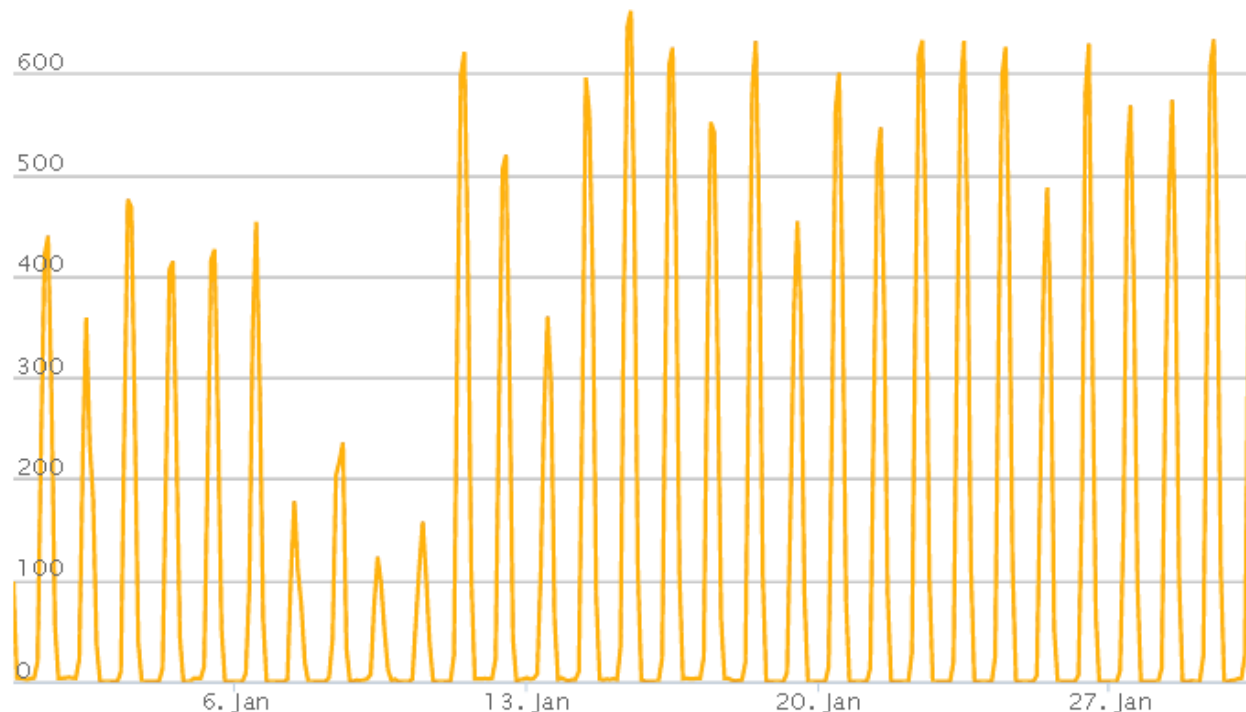
Dates Shown:

31 Dec 2013 - 30 Jan 2014

Average for these dates:

133.8 W/m^2

Zoom 1d 7d 1m



Please stay tuned for Feb's data!
Thank you!!