

Data recorded by Power Predictor

Dec 2012

Wind Data

Take a look at your wind speed

Average speed (m/s)

Low wind ?

1.2

Measured

Modelled 5.3

See on graph

Measured data ?

Average data ?

Modelled data ?

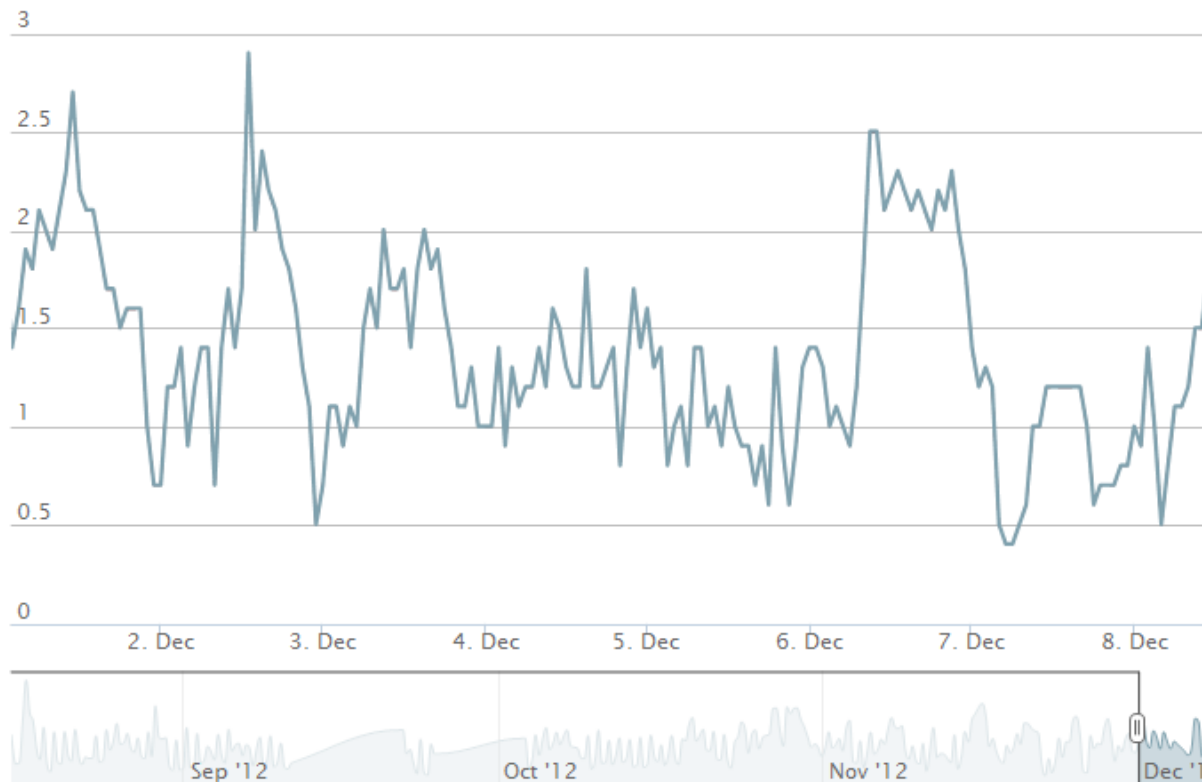
Height adjusted ?



Height ?



Zoom 1d 7d 1m



Select Monthly View:

Not Available

Dates Shown:

1 Dec 2012 - 8 Dec 2012

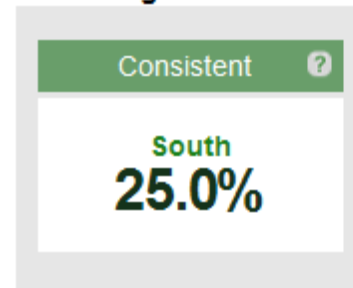
Average for these dates:

1.4m/s

Wind Direction

What is the prevailing wind? How often does it change?

Prevailing direction



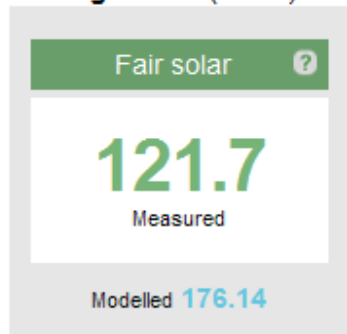
Directions

N	4.9%
NE	1.9%
E	10.5%
SE	22.6%
S	25.0%
SW	11.1%
W	10.5%
NW	13.5%

Solar Data

See how the solar irradiation varies

Average solar (W/m2)



See on graph

- Measured data ?
- Average ?
- Modelled solar ?

Select Monthly View:

Not Available ▼

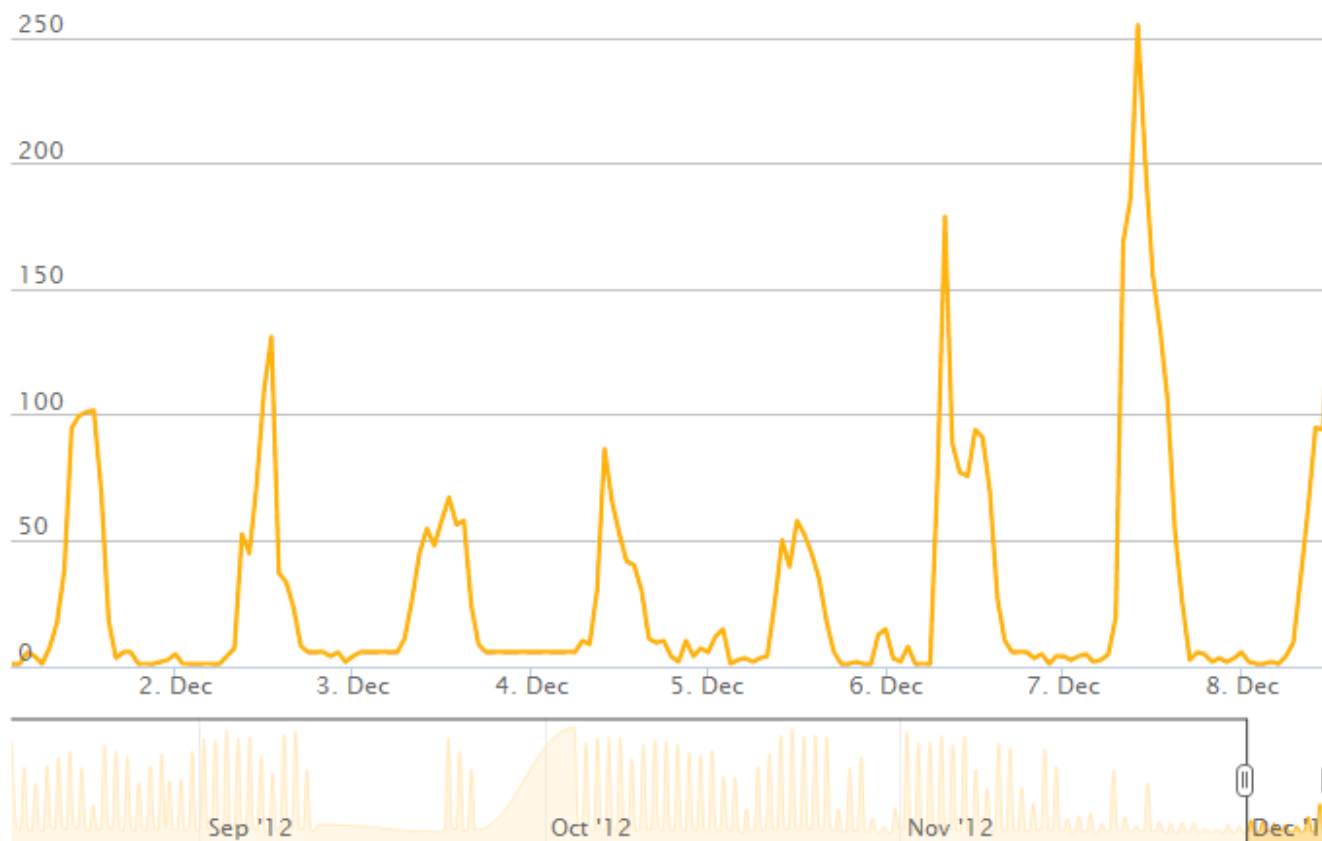
Dates Shown:

1 Dec 2012 - 8 Dec 2012

Average for these dates:

27.4W/m2

Zoom 1d 7d 1m



Please stay tuned for Jan's data!
Thank you!!